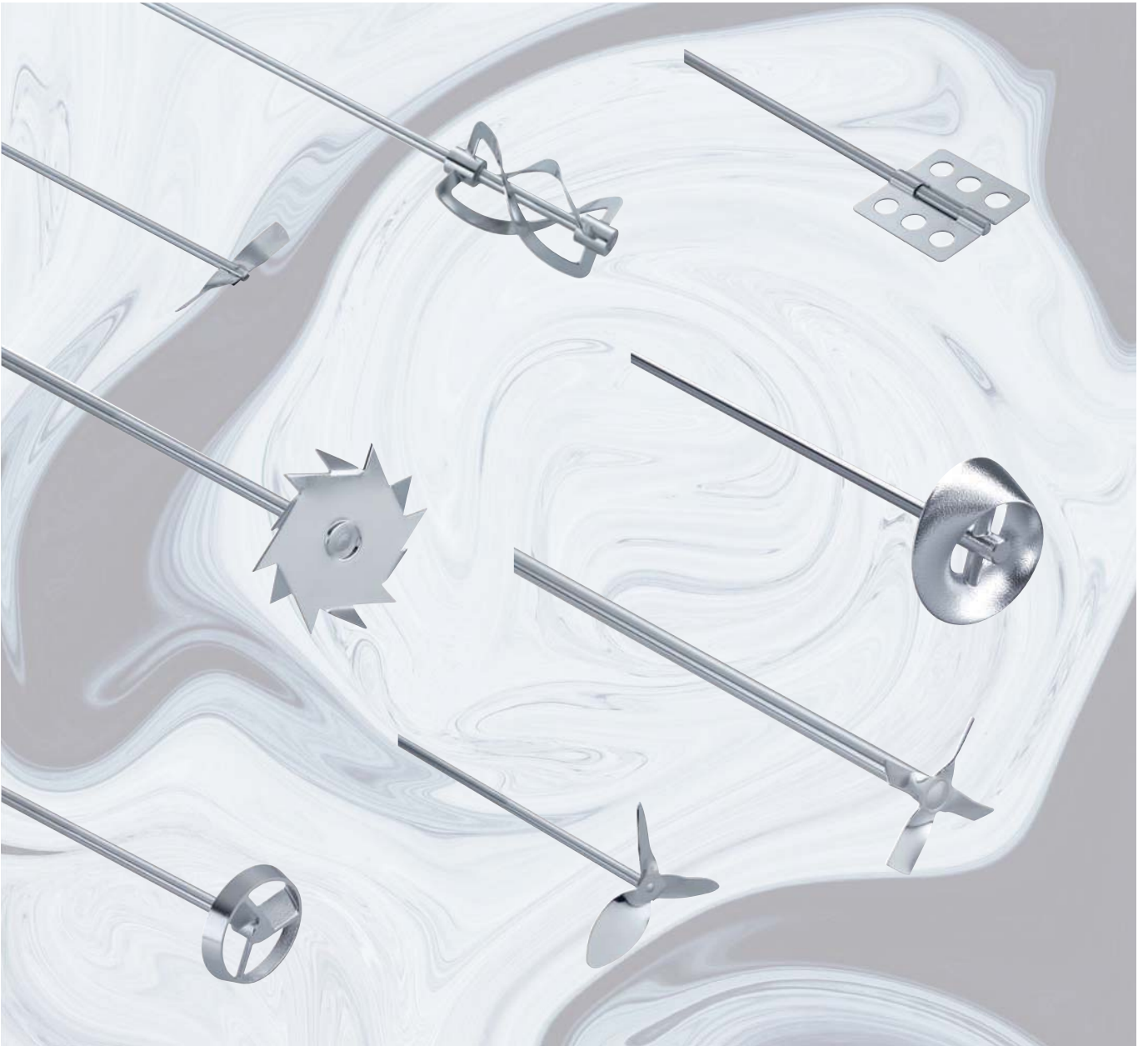




IKA

designed for scientists

EN




Overview | Geometry of stirring tools

GEOMETRY OF STIRRING TOOLS

/// The key to successful mixing

IKA overhead stirrers are strong, sturdy and safe because we understand the most important aspects during development. From low to high viscosities, and with up to 200 liters of stirring volume, all mixing and stirring tasks constitute no challenge for our stirrers. This is a good foundation for differentiated functionalities, which include: a safety circuit, a clear display, convenient control using labworldsoft® laboratory software and a wide range of stirring tools. Whether it is propeller stirrers, anchor stirrers or spiral stirrers – you will find the right tool for all applications in our range.








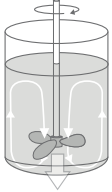
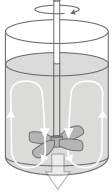
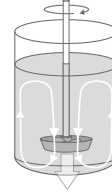
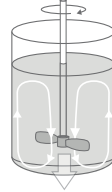
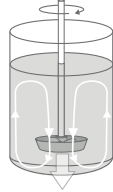


Product	Shaft length Shaft diameter Stirrer diameter	Max. speed	Material	Ident. No.
PROPELLER STIRRERS, 4-BLADED				
R 1342	350 8 50 mm	≤ 2000 rpm	Stainless steel	0000741000
R 1345	550 8 100 mm	≤ 800 rpm	Stainless steel	0000741300
R 2302	800 13 150 mm	≤ 600 rpm	Stainless steel	0000739000
PROPELLER STIRRERS, 3-BLADED				
R 1381	350 8 45 mm	≤ 2000 rpm	Stainless steel	0001296000
R 1382	350 8 55 mm	≤ 2000 rpm	Stainless steel	0001295900
R 1385	550 10 140 mm	≤ 800 rpm	Stainless steel	0000477700
R 1388	800 10 140 mm	≤ 400 rpm	Stainless steel	0000477800
R 1389*	350 8 75 mm	≤ 800 rpm	PTFE-coated	0002343600
TURBINE STIRRERS				
R 1311	350 8 30 mm	≤ 2000 rpm	Stainless steel	0002332900
R 1312	350 8 50 mm	≤ 2000 rpm	Stainless steel	0002333000
R 1313	400 10 70 mm	≤ 800 rpm	Stainless steel	0002333100
CENTRIFUGAL STIRRERS				
R 1352	350 8 60/15 mm	≤ 2000 rpm	Stainless steel	0000756900
R 1355	550 8 100/24 mm	≤ 800 rpm	Stainless steel	0001132700
DISSOLVER STIRRERS				
R 1300	350 8 80 mm	≤ 2000 rpm	Stainless steel	0000513500
R 1302	350 10 100 mm	≤ 1000 rpm	Stainless steel	0002387900
R 1303	350 8 40 mm	≤ 2000 rpm	Stainless steel	0002746700
PADDLE STIRRERS				
R 1375	550 8 70 mm	≤ 800 rpm	Stainless steel	0000757700
R 1376	550 10 150 mm	≤ 800 rpm	Stainless steel	0000757800
R 2311	800 13 150 mm	≤ 600 rpm	Stainless steel	0000739500
ANCHOR STIRRERS				
R 1330	350 8 45 mm	≤ 1000 rpm	Stainless steel	0002022300
R 1331	350 8 90 mm	≤ 1000 rpm	Stainless steel	0002022400
R 1333	550 10 150 mm	≤ 800 rpm	Stainless steel	0002747400
MOEBIUS STIRRERS				
R 3000.1	565 10 100 mm	≤ 800 rpm	Stainless steel	0020001192
R 3001.1	575 10 100 mm	≤ 800 rpm	Stainless steel	0020001195
SPIRAL STIRRERS				
R 3003	350 8 50 mm	≤ 800 rpm	Stainless steel	0020001203
R 3003.1	550 10 100 mm	≤ 800 rpm	Stainless steel	0020001204
R 3003.2	800 10 150 mm	≤ 800 rpm	Stainless steel	0020001205
BLADE STIRRERS				
R 3004	359 8 30 mm	≤ 1000 rpm	Stainless steel	0020001206
R 3004.1	565 10 50 mm	≤ 1000 rpm	Stainless steel	0020001207
R 3004.2	819 10 70 mm	≤ 1000 rpm	Stainless steel	0020001208
PADDLE STIRRERS SCREW-TYPE STIRRERS				
R 1001	160 4 34 mm	2000 rpm	Stainless steel	0000527400
R 1002	140 4 12 mm	2000 rpm	Stainless steel	0000527500

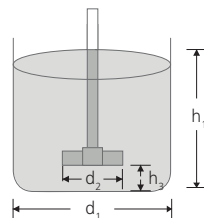
* (PTFE-coated)

NANO-STAR 7.5 digital	MICRO-STARs digital control	MINI-STARs digital control	EUROSTAR 20 40 digital	EUROSTAR 60 digital control	EUROSTAR 100 digital control	EUROSTAR 200 digital control	EUROSTAR 400 digital control	EUROSTAR 100 & 200 control P4	RW 20 digital	RW 28 digital	RW 47 digital
++	++	++	++	++	++	++	++	++	++	++	-
-	-	-	-	++	++	++	++	++	-	++	++
-	-	-	-	-	-	-	++	-	-	-	++
++	++	++	++	++	++	++	++	++	++	++	-
++	++	++	++	++	++	++	++	++	++	++	-
-	-	-	-	-	-	++	++	++	-	++	++
-	-	-	-	-	-	++	++	-	-	++	++
++	++	++	++	++	++	++	++	++	++	++	-
++	++	++	++	++	++	++	++	++	++	++	-
-	-	-	-	++	++	++	++	++	-	++	-
++	++	++	++	++	++	++	++	++	++	++	-
++	++	++	++	++	++	++	++	++	++	++	-
-	-	-	-	++	++	++	++	++	-	++	-
++	++	++	++	++	++	++	++	++	++	+	-
-	-	-	-	++	++	++	++	++	-	++	++
++	++	++	++	++	++	++	++	++	++	++	-
-	-	-	-	++	++	++	++	++	-	++	++
++	++	++	++	++	++	++	++	++	++	++	-
+	+	+	+	++	++	++	++	++	-	++	-
-	-	-	-	-	-	++	++	++	-	++	++
-	-	-	-	-	-	-	++	-	-	-	++
++	++	++	++	++	++	++	++	++	++	-	-
-	-	-	-	++	++	++	++	++	-	++	-
-	-	-	-	-	-	++	++	++	-	++	++
-	-	-	++	++	++	++	++	++	++	++	++
-	-	-	++	++	++	++	++	++	++	++	++
+	+	+	++	++	++	++	++	++	++	++	++
-	-	-	++	++	++	++	++	++	++	++	++
-	-	-	-	-	+	+	++	-	-	++	++
++	++	++	++	++	++	++	++	++	++	++	++
-	-	-	++	++	++	++	++	++	++	++	++
-	-	-	++	++	++	++	++	-	++	++	++
++	++	++	++	+	+	+	+	+	++	-	-
++	++	++	++	+	+	+	+	+	++	-	-

++ IKA recommended | + Installable | - Not compatible






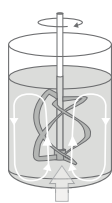
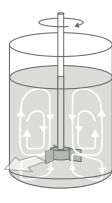
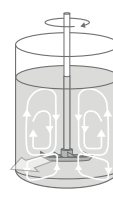
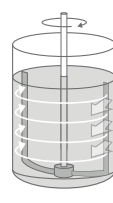
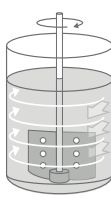
STIRRER	PROPELLER 3-BLADED	PROPELLER 4-BLADED	TURBINE	CENTRIFUGAL	MOEBIUS
Image					
Flow direction (Diagram)					
Tip speed / circumferential speed (m/s)	2 – 15	2 – 15	2 – 15	2 – 15	2 – 10
Direction	AXIAL	AXIAL	AXIAL	AXIAL	AXIAL
Mixing speed	Medium – high	Medium – high	Medium – high	Medium – high	Medium
Shear forces	Medium	Medium	Low	Low	Very low
Viscosity	Low – medium	Low – medium	Low	Low	Low – medium
Applications	Flow-efficient design to provide up and bottom flow pattern while creating minimum shearing forces.	Standard stirring element for general mixing applications. It creates local shearing forces and axial flow in the vessel.	This stirrer is used for drawing the material to be mixed from above within the vessel. It carries a minimum level of danger of injury when contact is made with sensor or vessel.	Two-bladed stirrer whose blades open with increasing speed. Perfect for stirring in round vessels with narrow necks and the effect is similar to that of a 4-bladed propeller stirrer.	Drawing the material to be mixed from the top and the bottom while creating minimum shearing forces.
Preferred geom. dimension d_2/d_1	0,1 – 0,5	0,2 – 0,5	0,2 – 0,5	0,2 – 0,5	0,2 – 0,5
Preferred geom. dimension h_3/d_1	0,3 – 3	0,3 – 3	0,3 – 3	0,3 – 3	0,3 – 3
Preferred geom. dimension h_1/d_1	1,0	1,0	1,0	1,0	1,0

d_1 : container diameter
 d_2 : stirrer diameter
 h_1 : fill height
 h_3 : bottom distance



Mixing Range	Speed
Low	< 150 rpm
Medium	150 to 800 rpm
High	> 800 rpm

Viscosity Range	mPas	Example (at 20 °C)
Low	< 1000	Water to motor oil
Medium	< 10 000	Honey
High	> 10 000	Asphalt

SPIRAL	BLADE	DISSOLVER	ANCHOR	PADDLE
				
				
2	3 – 7	8 – 20	1 – 5	1 – 3
AXIAL	RADIAL	RADIAL	TANGENTIAL	TANGENTIAL
Low – medium	Medium – high	Medium – high	Low	Low – medium
low	High	Very High	Low	Low
Medium – high	Low – medium	Low	High	Medium – high
Medium is conveyed from the bottom upwards. For homogeneous mixing and heat exchange of medium.	This stirrer draws the material to be mixed from the top and the bottom while creating high turbulence and high shearing forces for dispersion or gassing of liquid.	This stirrer provides drawing the material to be mixed from the top and the bottom while creating high turbulence and high shearing forces for particle reduction or break down agglomeration.	This stirrer creates tangential flow, high shearing rate at the edges, minimum deposits on the vessel wall making them great for polymer reactions and even distribution of high mineral contents in liquids.	This stirrer creates tangential flow, minimum turbulence, good heat exchange, and gentle treatment of the product.
0,9 – 0,98	0,2 – 0,5	0,2 – 0,5	0,9 – 0,98	0,5 – 0,7
–	0,3 – 3	0,3 – 3	–	–
1,0	1,0	1,0	1,0	0,75

000 «Диаэм»

Москва
ул. Магаданская, д. 7, к. 3 ■ тел./факс: (495) 745-0508 ■ sales@dia-m.ru

www.dia-m.ru

С.-Петербург
+7 (812) 372-6040
spb@dia-m.ru

Новосибирск
+7 (383) 328-0048
nsk@dia-m.ru

Воронеж
+7 (473) 232-4412
vrn@dia-m.ru

Йошкар-Ола
+7 (927) 880-3676
nba@dia-m.ru

Красноярск
+7 (923) 303-0152
krsk@dia-m.ru

Казань
+7 (843) 210-2080
kazan@dia-m.ru

Ростов-на-Дону
+7 (863) 303-5500
rnd@dia-m.ru

Екатеринбург
+7 (912) 658-7606
ekb@dia-m.ru

Кемерово
+7 (923) 158-6753
kemerovo@dia-m.ru

Армения
+7 (094) 01-0173
armenia@dia-m.ru

